

Spreading HOPE

HEALTHY OUTCOMES
FROM POSITIVE EXPERIENCES

HOPE in Communities
Jane Stevens

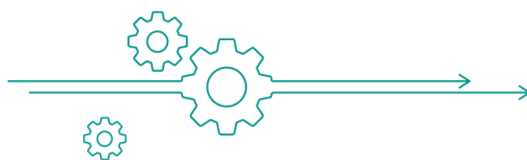
The First Annual HOPE Summit
April 9, 2021, Afternoon Breakouts



HOPE in Communities

This materials packet includes:

1. HOPE in Communities PowerPoint Presentation
2. Milestones/Community Resilience Tracker
3. PACEs Connection Cooperative of Communities



For more on HOPE, visit
<https://positiveexperience.org/>





PACEs Connection

Creating a *much* better normal.

PACEs
Connection



**PACEs
Connection**

**Supporting communities
to accelerate the use of
PACEs science to solve our
most intractable problems.**

**PACEs = Positive &
Adverse Childhood
Experiences**



WHO WE ARE

The social network
for the PACEs movement.

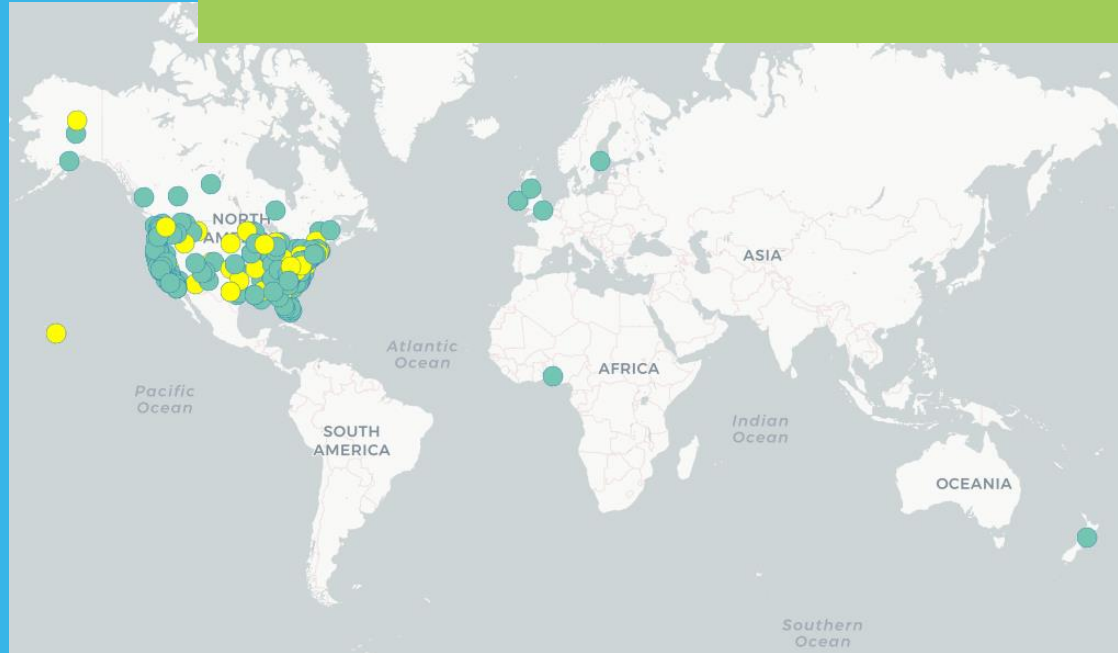
50,000+
MEMBERS (AND GROWING)

...who share best practices
based on PACEs science.

PACEs
Connection

400+ Communities

CITIES, COUNTRIES, & STATES



PACEs Connection Cooperative of Communities

- PACEs Connection has launched an affiliate-driven cooperative of geographic-based PACEs initiatives.
- These initiatives are in cities, counties, regions, and will soon be in states and nations.

**EVERYTHING YOU
SEE ON PACES
CONNECTION NOW
IS FREE AND WILL
REMAIN THAT WAY!!!**

Communities who are ready to join the Cooperative of Communities receive:

- Community Resilience Tracker
- Diversity, equity & inclusion coaching
- Virtual think tanks & webinars
- Fiscal pass-through service
- Leadership support and training
- Jobs bank

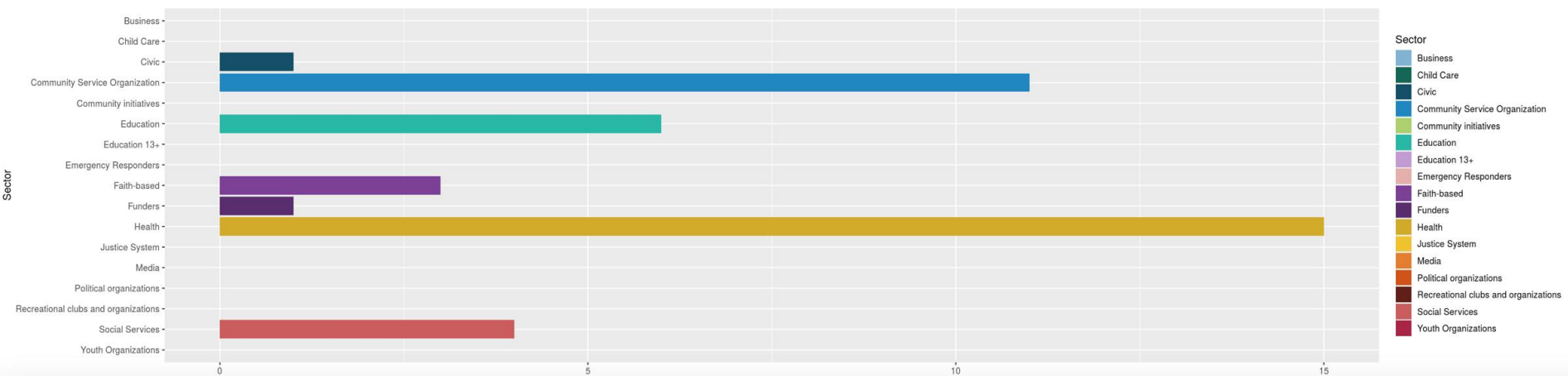
PACEs Connection Community Resilience Tracker

- The Community Resilience Tracker monitors a community's progress in becoming trauma-informed & healing-centered by tracking milestones that individual organizations achieve on their journey.
- The Tracker helps communities define their successes with quantitative data and reveals opportunities for communities to address gaps through cross-sector collaboration.
- All communities who join the PACEs Connection Cooperative of Communities are provided a Community Resilience Tracker!



Welcome to your Fresno ACEs Connection Community Milestones Tracker!

The Fresno Community has engaged 7 out of 17 Sectors.



Trauma Informed Community Tracker Map



Select Attributes of Organizations to Display

TI Community Tracker

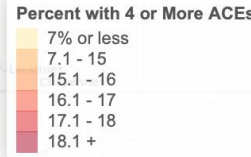
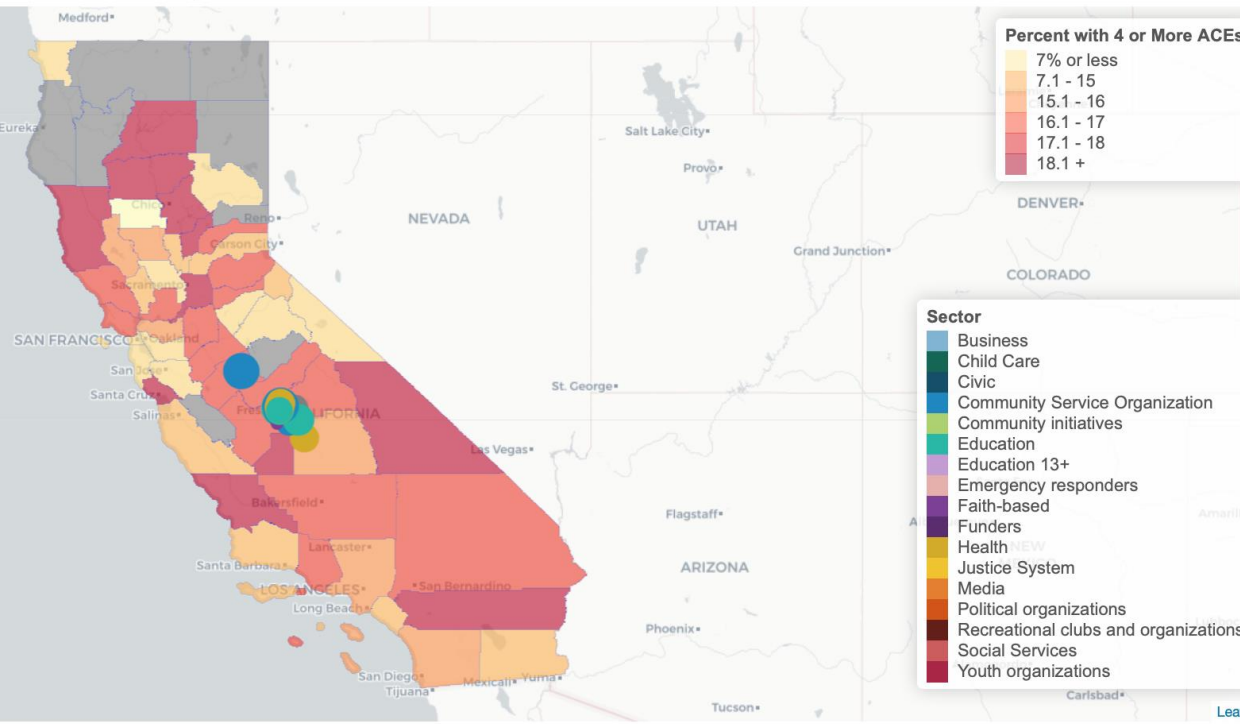
0 11

Sector:

All

Subsector:

All

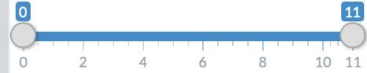


Trauma Informed Community Tracker Map



Select Attributes of Organizations to Display

TI Community Tracker



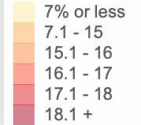
Sector:

All

Subsector:

All

Percent with 4 or More ACEs



County: Fresno County
Percent with 4 or more ACEs: 18

Sector

- Business
- Child Care
- Civic
- Community Service Organization
- Community initiatives
- Education
- Education 13+
- Emergency responders
- Faith-based
- Funders
- Health
- Justice System
- Media
- Political organizations
- Recreational clubs and organizations
- Social Services
- Youth organizations

Trauma Informed Community Tracker Map



Select Attributes of Organizations to Display

TI Community Tracker



Sector:

All

Subsector:

All

Percent with 4 or More ACEs



Sector

- Business
- Child Care
- Civic
- Community Service Organization
- Community initiatives
- Education
- Education 13+
- Emergency responders
- Faith-based
- Funders
- Health
- Justice System
- Media
- Political organizations
- Recreational clubs and organizations
- Social Services
- Youth organizations

Organization: Resiliency Center of Fresno
TIC Tracker: 7
Sector: Health
Subsector: Behavioral health

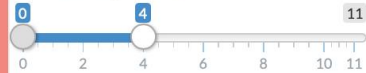
Trauma Informed Community Tracker Map

+

-

Select Attributes of Organizations to Display

TI Community Tracker



Sector:

All

Subsector:

All

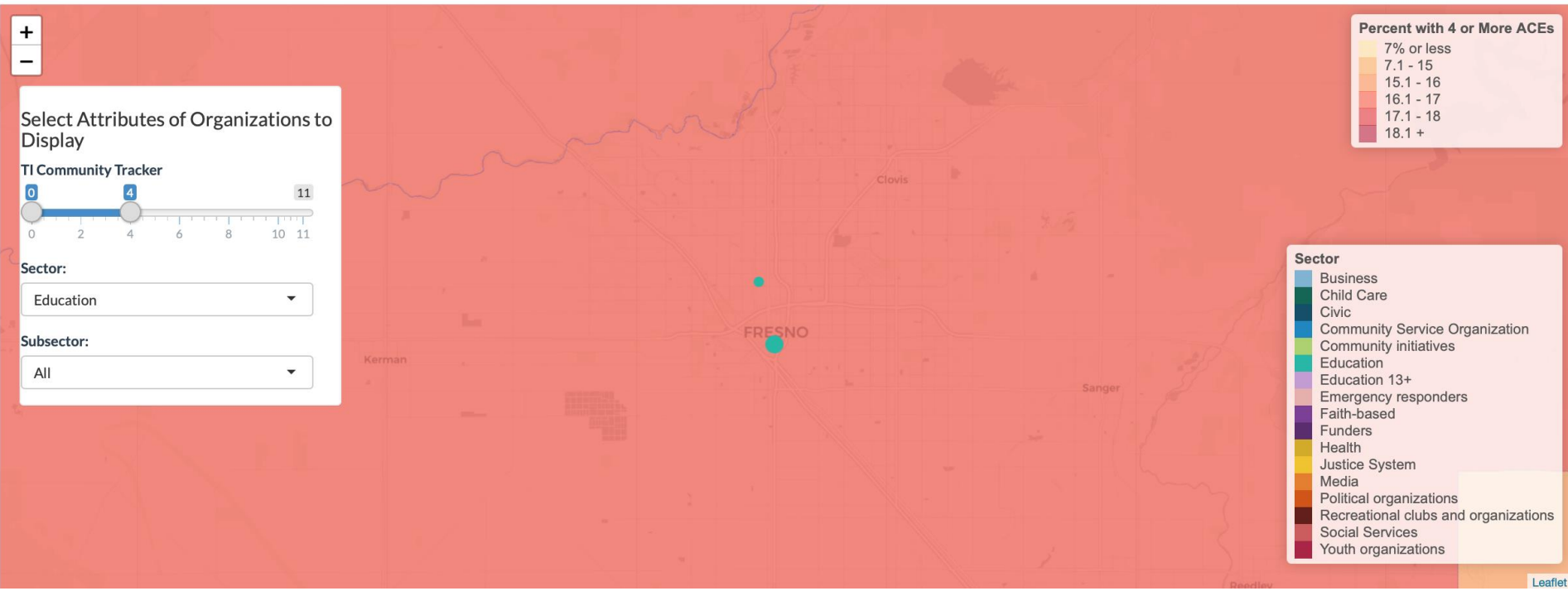
Percent with 4 or More ACEs



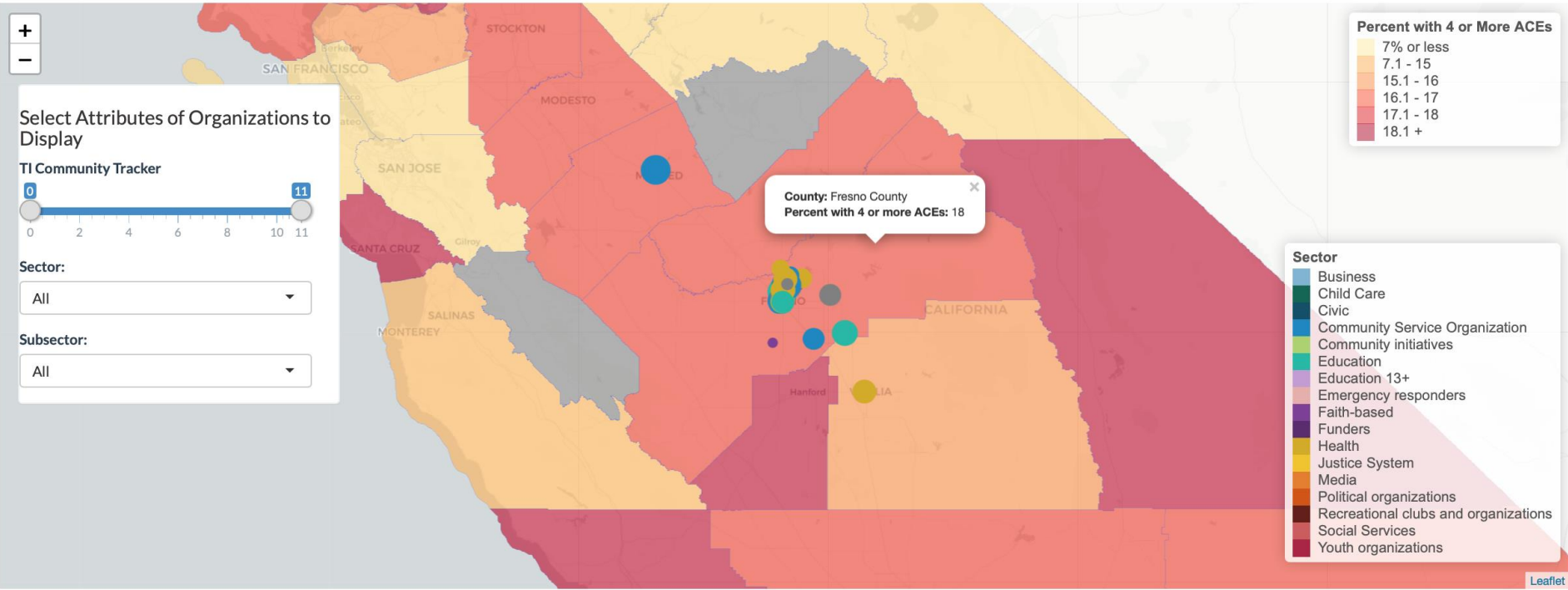
Sector



Trauma Informed Community Tracker Map

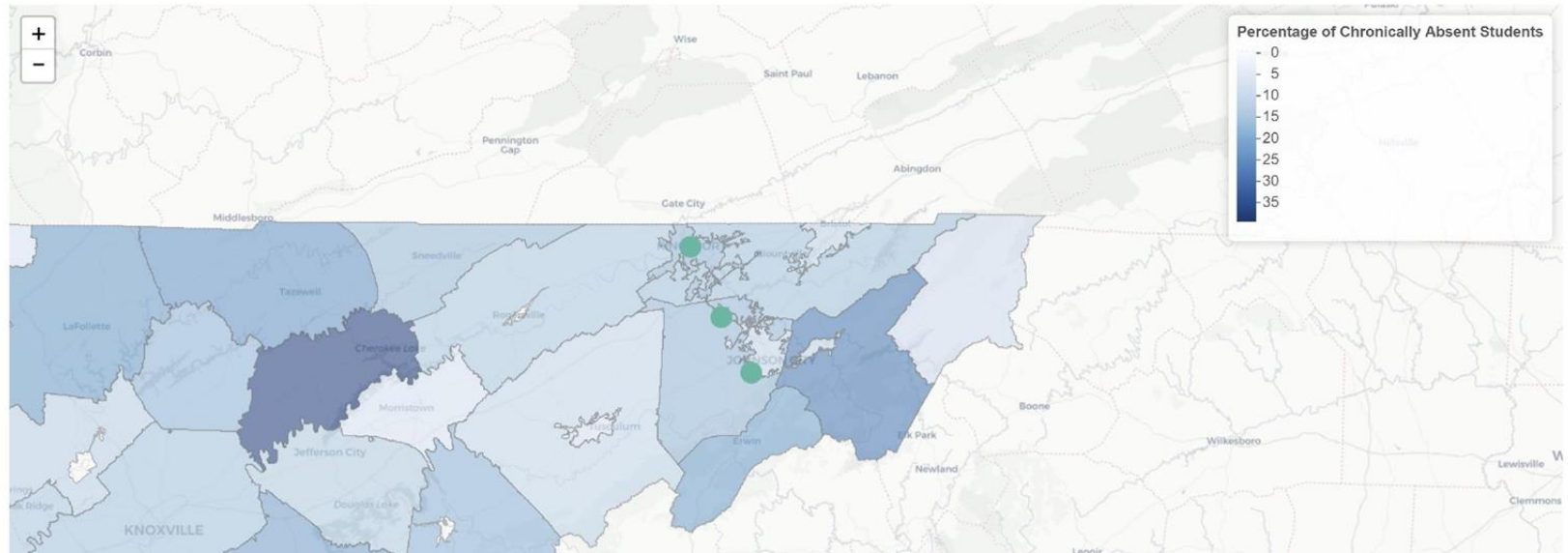


Trauma Informed Community Tracker Map



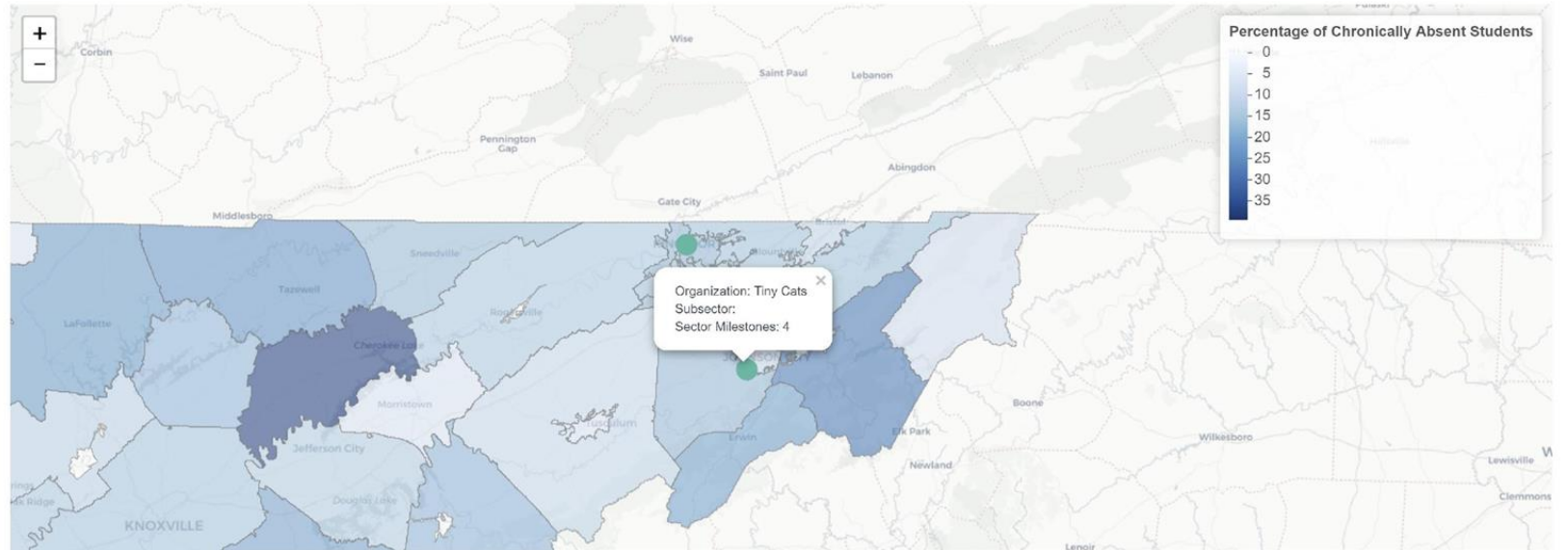
Which school districts in our community have schools utilizing ACEs Science?

Compare percentages of chronically absent students between districts



Which school districts in our community have schools utilizing ACEs Science?

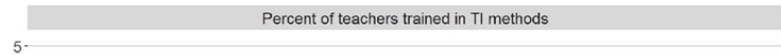

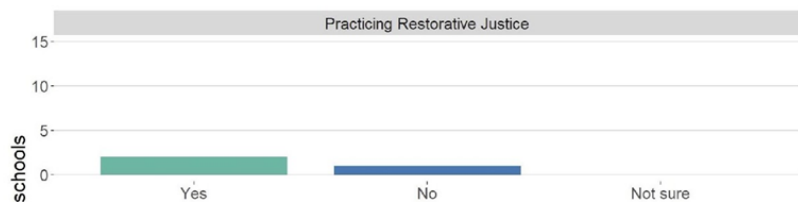
Compare percentages of chronically absent students between districts



How many education organizations...?

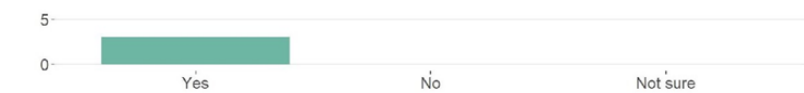
Name:

All





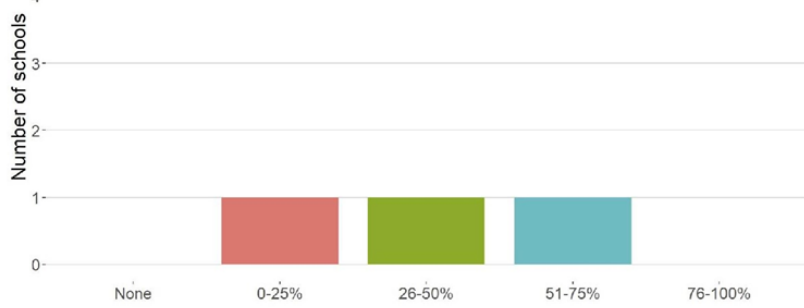
Provides self-care to teachers and staff



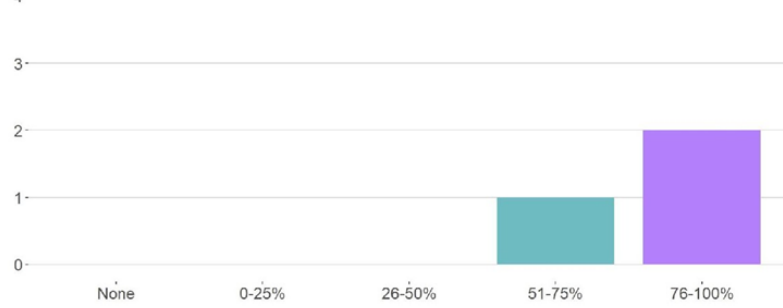
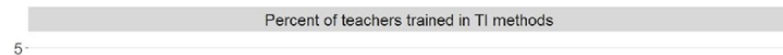
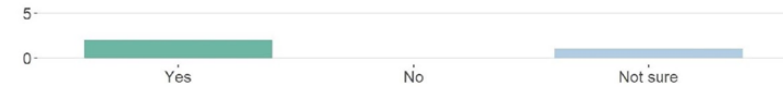
Teaching mindfulness to students



Percent of discipline cases using restorative justice practices



Percent of teachers trained in TI methods



Benefits of Using PACEs Connection's Community Resilience Tracker

- Celebrate successes
- Pinpoint areas for improvement
- Benchmark — compare your progress over time and to other communities
- Annual report: a summary of emerging practices. Learn from every other community and help share your successes with others

Who is eligible to become an affiliate in the Cooperative? PACEs initiatives with:

- Six-month history as an PACEs initiative
- At least four sectors
- A committee that interacts with PACEs Connection
- An MOU with participating organizations
- At least one community manager



PACEs Connection

Creating a *much* better normal.

PACEs
Connection

Milestones / Community Resilience Tracker



For reference:

[Fresno County Community Resilience Tracker](#)

[Fresno County Trauma & Resilience Network](#)

[Greater Richmond Community Resilience Tracker](#)

[Greater Richmond Trauma Informed Community Network](#)

*[PACEs](#) = Positive and Adverse Childhood Experiences (See more in [PACEs Science 101](#))

The following 14 milestones can be used by any organization — such as volunteer, advocacy, neighborhood association, parent association, small business, health clinic, faith-based, recreation, arts, school, school board — any group of people that organize around a goal or mission and who want to measure their progress in integrating PACEs science into their work.

1. PACEs science presentations to a volunteer or staff member of an organization — someone in the organization has attended a workshop or presentation about PACEs science.

2 Milestones/Community Resilience Tracker



2. PACEs science presentations to ALL organization staff and/or members.
3. Organization participates in local PACEs initiative — Organization representatives attend PACEs initiative meetings, participate in workgroups or have signed an MOU with the local PACEs initiative.
4. Leadership committed to integrating PACEs science — Organization decision-maker(s), or the organization by consensus, as is applicable, publicly state the intention of, approve a committee to lead and provide resources for the entire organization to integrate trauma-informed and healing-centered practices and policies based on PACEs science.
5. Human resources department integrates healing-centered, trauma-informed practices and policies based on PACEs science, including such functions as membership, hiring, rules, supervision, etc., as applicable.
6. Organization members or staff receive PACEs surveys — Each person has anonymously completed an ACE survey (one that includes other questions, such as racism, bullying, involvement with foster care system, etc., that are reflective of experiences of staff members) and positive childhood experiences (PCE) and/or resilience survey to determine their own ACE, PCE and resilience scores so that the organization can determine its PACEs burden and opportunity to thrive. It is important for an organization or association to do this; it provides impetus to examine its practices through a PACEs science lens, including equity, and make appropriate changes, to make sure everyone in the organization or association is practicing self-care, and to create a physical and emotional environment that is safe and supportive. Anyone who takes an ACE survey should be educated about PACEs science, provided a resilience survey or information about positive childhood experiences and resilience factors, and the opportunity to talk with a peer support specialist, social worker, or someone designated inside or outside the organization by leadership. Individual employees should not provide their scores to the organization they work for, except as part of an anonymous survey.
7. People served by an organization are educated about PACEs science — This includes patients, students, prisoners, customers, community members, parents, activists, advocates — whomever the organization serves. They have a right to know the most

3 Milestones/Community Resilience Tracker



powerful determinant of their — and their children’s — health, safety and productivity.

8. People that the organization serves receive PACEs surveys — This means that clients/ students/ customers/ patients/ prisoners/advocates — in other words anyone whom the organization serves — have completed an ACE survey (original or expanded) and PCE survey for themselves. It does not necessarily mean that they have provided that information to the organization that gave it to them; it may be for their own knowledge. It depends on the organization. For example, it’s appropriate for a physician to know the PACE score of a patient; it’s not necessary for a school to know the PACE score of a student. However, it would be useful for a school to know the PACEs burden and opportunity to thrive for its administration, staff and student body, and gather these PACEs scores anonymously. Anyone who takes a PACEs survey should be educated about PACEs science and be provided the opportunity to talk with a peer support specialist or social worker.
9. Implements healing-centered/trauma-informed practices for people served by the organization — Organization or association has applied a PACEs science lens to all practices for clients, students, patients, prisoners, customers, etc. — in other words, anyone whom the organization serves — and changed them to become healing-centered/trauma-informed, with the input of the people they serve.
10. Evaluates healing-centered/trauma-informed policies and practices — On an ongoing basis, organization evaluates changes it has implemented, and includes people it serves in that evaluation, and sets up a system to make continuous improvements.
11. Physical environment is healing-centered — Organization or association has examined good examples of the healing-centered/trauma-informed physical environments of other similar organizations, and made changes in their own physical environment. This includes waiting areas, work areas, recreation areas, with considerations that include but aren’t limited to lighting, fresh air, safety, noise, and privacy.
12. Diversity — Your organization has evaluated the diversity of its staff AND developed a plan to address its findings AND put a system in place for continuous evaluation.

4 Milestones/Community Resilience Tracker



13. Equity — Your organization has evaluated its practices, structures, and policies for areas of inequity, AND taken steps to ensure that specific solutions and remedies are employed, AND put a system in place for continuous evaluation.

14. Inclusion: Your organization has evaluated its practices, structures, and policies to ensure and emphasize that all are welcomed, respected, supported, and valued; AND taken steps to ensure that specific solutions and remedies are employed, AND put a system in place for continuous evaluation.



Is your PACEs initiative ready to accelerate its PACEs science, trauma-informed and resilience-building efforts? Check out PACEs Connection's exciting Cooperative for PACEs initiatives! The Coop actually helps initiatives track their progress and outcomes. It also forges deep connections among communities striving to solve their most intractable problems.

Affiliate Membership

- ✓ Data-gathering tools including the Community Resilience Tracker.
- ✓ Diversity, equity & inclusion coaching and training.
- ✓ Learning collaborative of PACEs science community leaders from across the country.
- ✓ Virtual think-tanks & webinars on emerging topics.
- ✓ Network leadership support & training.

FOR MORE INFORMATION

Visit www.pacesconnection.com

Email Ingrid Cockhren icockhren@pacesconnection.com

What are the benefits?

- The Community Resilience Tracker monitors a community's progress in becoming trauma-informed by tracking milestones that organizations achieve on their journey.
- The Tracker helps communities define their successes with quantitative outcome data, to identify progress and gaps.
- Training is tailored to the needs of affiliate members.
- In a collaborative, affiliates can share best and worst practices, and assist each other.

What's the cost?

Initiatives pay \$5,000 a year* to participate.

**That's a fraction of the cost for an individual initiative to develop and manage a community resilience tracker or provide coaching and training.*

What are the requirements to join?

- A demonstrated six-month history as a PACEs initiative.
- Cross-sector representation of at least four sectors (e.g., education, law enforcement, healthcare, faith-based).
- A committee responsible for interacting with PACEs Connection, to handle the affiliate agreement, payment, etc..
- An MOU (or similar) with the organizations and individual members of their PACEs initiative.
- At least one community manager, paid or volunteer.